


SUMMER

Activity Ideas



Dear Families,

We are so excited to begin a wonderful year with you and your child in our Early Childhood Center this fall!

If you are looking for some fun family activities this summer, we have compiled a variety of ideas for you to explore. These activities will provide your child with some fun summer learning experiences as well as build their fine and gross motor skills. The development of these skills is so important for strengthening key muscles that are necessary for early learning and will ultimately help your child develop into a more confident and independent learner.

We have also provided a Summer Reading Bingo activity. On this Bingo board, you will find multiple reading ideas for your family. Try to complete 5 in a row for Reading Bingo! A Summer Reading recording sheet is also included if you and your child would like to track the number of books you read together throughout the summer.


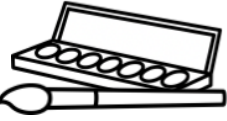
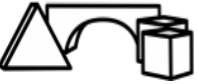






















These activities are all optional. We hope they will help you create some fun memories with your child this summer while also building important skills that will help prepare them for the upcoming school year.

Thank you so much! We can't wait to see you in September!


Sincerely,
The Early Childhood Center Team





















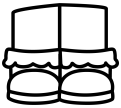




fine motor skills CHOICE board




<p>Let's string! Use cereal or noodles to create a bracelet or necklace!</p> 	<p>Let's paint! Use paints to create a special picture!</p> 	<p>Let's build! Create a structure using blocks. See how tall you can build your tower!</p> 	<p>Let's write! Draw some shapes or write letters in shaving cream on a table!</p> 	<p>Let's build! Pres cookie cutters into dough or putty!</p> 
<p>Let's stick! Peel off stickers and stick them to a card for someone!</p> 	<p>Let's tear! Tear paper into shapes and create a picture collage!</p> 	<p>Let's cut! Practice using scissors. Cut straight lines and zig-zag lines!</p> 	<p>Let's solve! Work with your family to build a puzzle you have at home!</p> 	<p>Let's string! Use beads and a pipe cleaner to make a bracelet. Can you build a pattern?</p> 
<p>Let's create! Use dough, pipe cleaners, or other supplies to make a fun creation!</p> 	<p>Let's pattern! Use shells, Legos, or something else at home to create your own pattern!</p> 	<p>Let's stack! Build a cup tower using plastic cups. How tall can you build your cup tower?</p> 	<p>Let's paint! Use finger paints to create a special picture!</p> 	<p>Let's get wet! Use water balloons or spray bottles and have some water fun!</p> 
<p>Let's paint! Use sidewalk paint/chalk or just paint and water to draw outside!</p> 	<p>Let's collage! Use stickers, felt, or any art supplies to make a fun collage!</p> 	<p>Let's squeeze! Squeeze a wet sponge into a bucket. Try to fill it to a certain spot!</p> 	<p>Let's read! Read a book with your family. Practice flipping each page as you read!</p> 	<p>Let's hunt! Go on a scavenger hunt. Use tongs to pick up what you find!</p> 
<p>Let's dig! Dig in the sand, build a sandcastle, or draw shapes and letters at the beach!</p> 	<p>Let's dress up! Practice zipping, snapping buttons, etc. to build your hand muscles!</p> 	<p>Let's stamp! Use stamps and ink pads to create a special picture!</p> 	<p>Let's paint! Use Q-tips to paint a special picture!</p> 	<p>Let's play! Crumple up a paper ball. Flick the ball with your finger. How far can your paper ball go?</p> 


gross motor skills CHOICE board




<p>Let's roll! Practice rolling a ball back and forth with a family member. Roll it fast and roll it slowly!</p> 	<p>Let's fly! Pretend you are a bird. Use your arms as wings and flap around your house or yard!</p> 	<p>Let's play! Play Red Light, Green Light with a family member. "Green light" means to go and "red light" means to stop!</p> 	<p>Let's ride! Hop on your bike and go for a quick ride. Can you ride fast? Can you ride slowly?</p> 	<p>Let's stomp! Pretend you are a dinosaur. Make strong stomps as you raise your legs up and down!</p> 
<p>Let's jump! Complete 10 strong jumping jacks. Stretch your arms and legs wide as you jump!</p> 	<p>Let's swim! Go for a swim with a family member. Practice splishing and splashing!</p> 	<p>Let's crab walk! Get down on the ground and lean your arms behind your back. Use your hands and feet to walk like a crab!</p> 	<p>Let's balance! Pretend you are a flamingo and balance on one leg. If you need to, hold onto a chair or table!</p> 	<p>Let's frog leap! Squat down to the ground and then leap up high like a frog. Leap in place or around the house!</p> 
<p>Let's freeze! Play freeze tag with your family or some friends. One person is "it." If they tag you, freeze in place!</p> 	<p>Let's chomp! Use your two arms to make a shark's mouth. Practice opening and closing your arms like a shark and yell "chomp!"</p> 	<p>Let's bounce! Grab a ball and start bouncing. Use your eyes to track the ball. Can you bounce looking straight ahead?</p> 	<p>Let's dance! Have a dance party with your family. Choose your favorite song and start dancing!</p> 	<p>Let's bear walk! Crawl on all fours like a bear around the room. Can you bear walk slowly and quickly?</p> 
<p>Let's balance! Place a light object on your head like a paper plate or paperback book. Try to walk with the item balanced!</p> 	<p>Let's hop! Use sidewalk chalk to make a hopscotch board on the ground. Practice hopping and play!</p> 	<p>Let's gallop! Pretend you are a horse and make strong gallops. Gallop around the house or yard!</p> 	<p>Let's play! Have a family member play "Simon Says" with you. Give tasks to do that keep you moving!</p> 	<p>Let's hop! Pretend you are a bunny as you hop around. Practice taking small hops and big hops, too!</p> 
<p>Let's dance! Dance to the song "Head, Shoulders, Knees, and Toes." Practice dancing both fast and slow!</p> 	<p>Let's move! Turn on "The Hokey Pokey" song. Practice following the directions to dance along!</p> 	<p>Let's play! Play the game Hide-and-Seek with a family member or friend. Hide around your house or play outside!</p> 	<p>Let's slither! Pretend you are a snake. Slither around your house or yard!</p> 	<p>Let's walk backwards! Practice walking safely backwards. Make sure you choose a safe spot to walk!</p> 


summer READING BINGO board



Read a book about friends or family!	Build a fort or tent and read a book inside it!	Read a book wearing a bathing suit!	Read a book about numbers!	Read a silly book that makes you laugh!
Read a book cuddled up in your bed!	Read a book with animal characters!	Read a book that takes place in the summer!	Read a book with a favorite stuffed animal!	Read your favorite book!
Read a book about the ABCs!	Read a book you've never read before!	 FREE SPACE!	Read a book that has won an award!	Read a book while you eat a special treat!
Go to the park and read a book outside!	Read a book in the dark using a flashlight!	Read a book on a rainy day!	Go to the beach and read a book on your blanket!	Read a book wearing your sunglasses!
Read a book with your whole family!	Read a book that rhymes!	Read a book wearing your pajamas!	Read a book sitting under a tree!	Read a book about school!



MY SUMMER READING!



My name is:

Color a picture for every book you read this summer!

